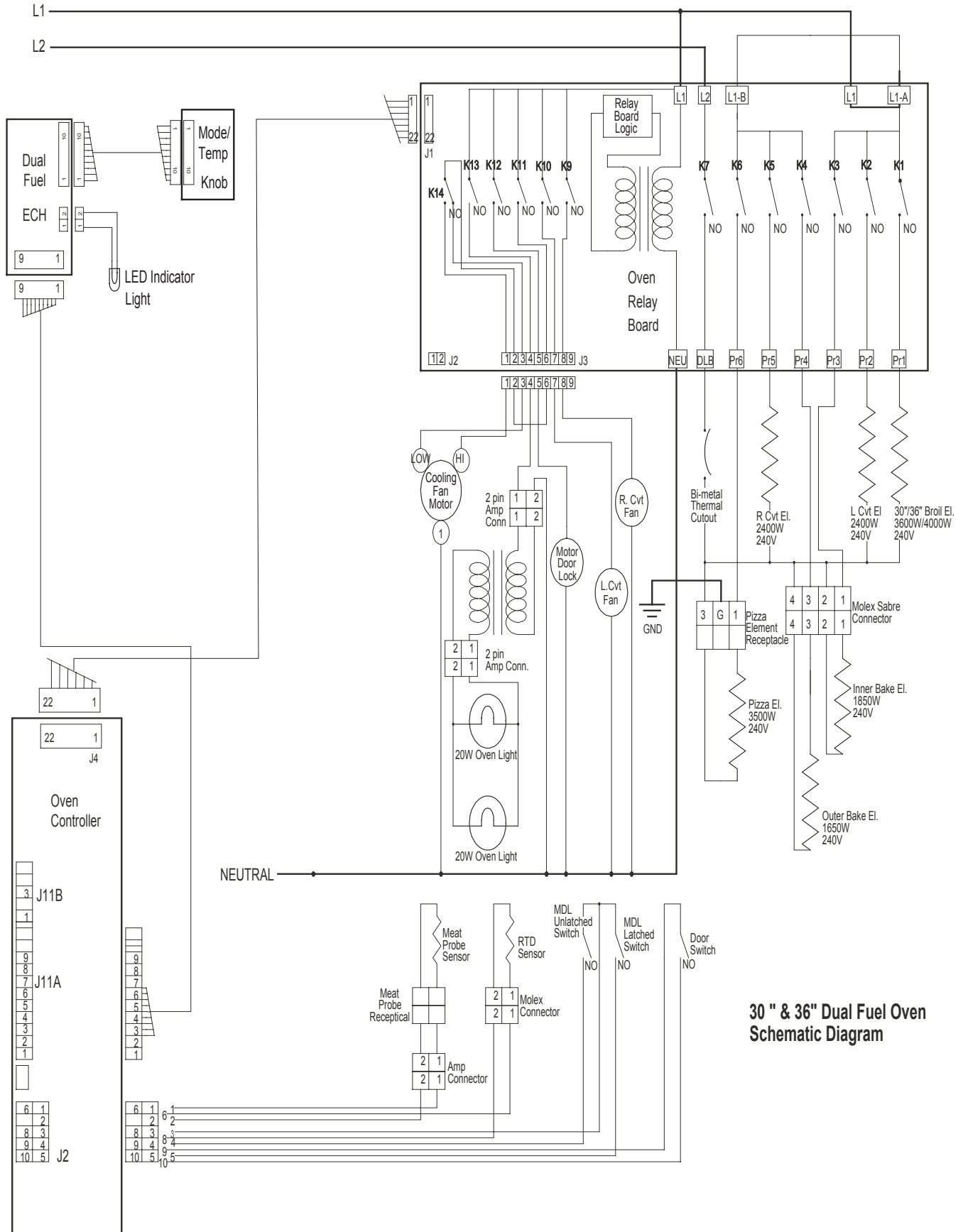


Service Call Ticket: Acme DF304 dual fuel range

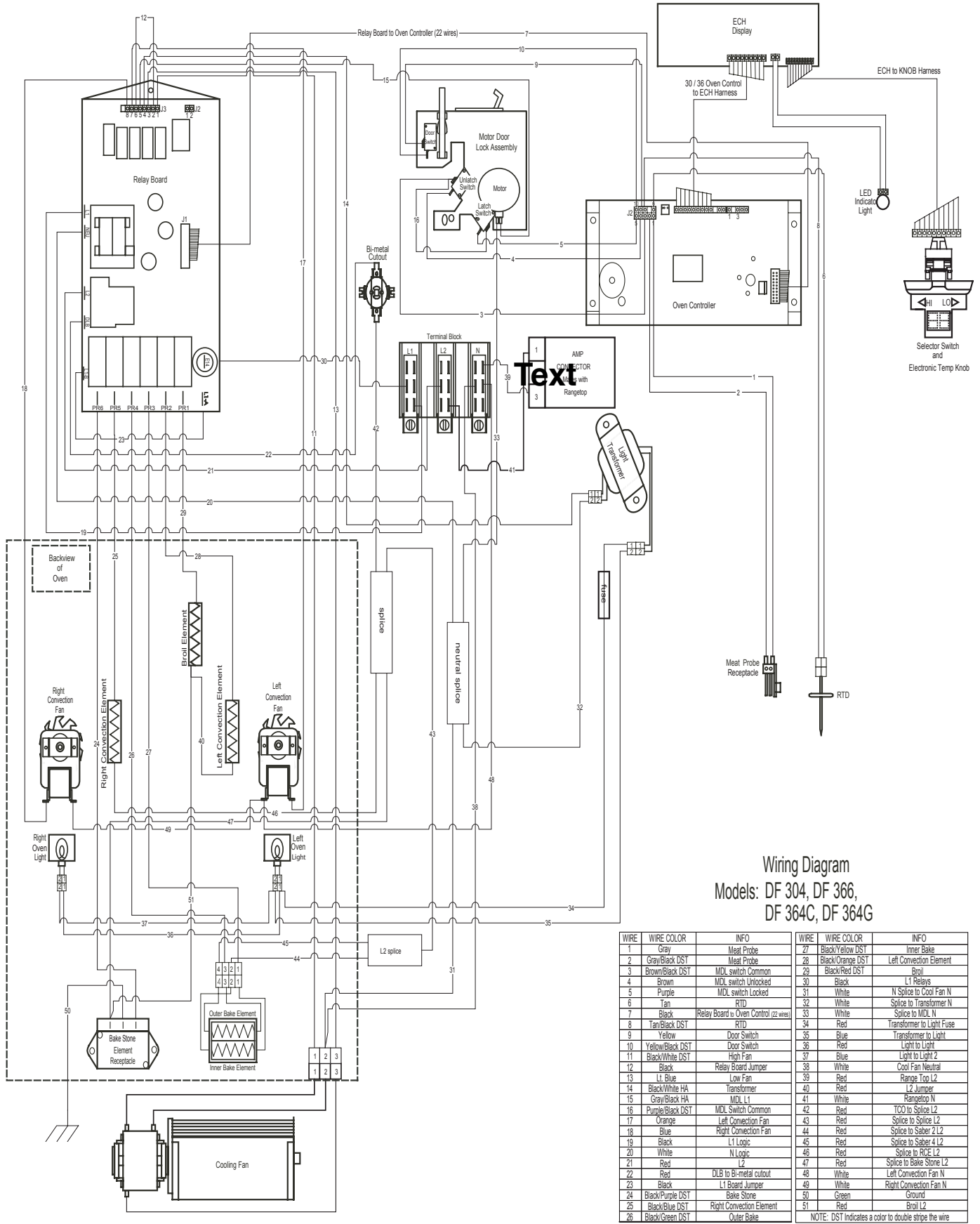
LF burner won't ignite. Customer is a Nobel prize winner in astrophysics and has determined the problem is the ignitor at the burner. Customer claims he's too famous and busy to waste time watching parts changing monkeys scratch their bums trying to figure out a problem so he does the thinking for them because that's what he's good at. Insists that you bring an ignitor and plan on replacing it.

Ten Step Tango

1. Problem Statement-
2. Schematic Overview & Initial Findings-
3. Select LOI-
4. LOI Circuit Analysis-
5. Troubleshooting Hypothesis-
6. Select Electrical Measurements & Specifications-
7. EEPs-
8. Make Electrical Measurements-
9. Compare Measurements to Specs-
10. Make Repair & Test



30" & 36" Dual Fuel Oven Schematic Diagram

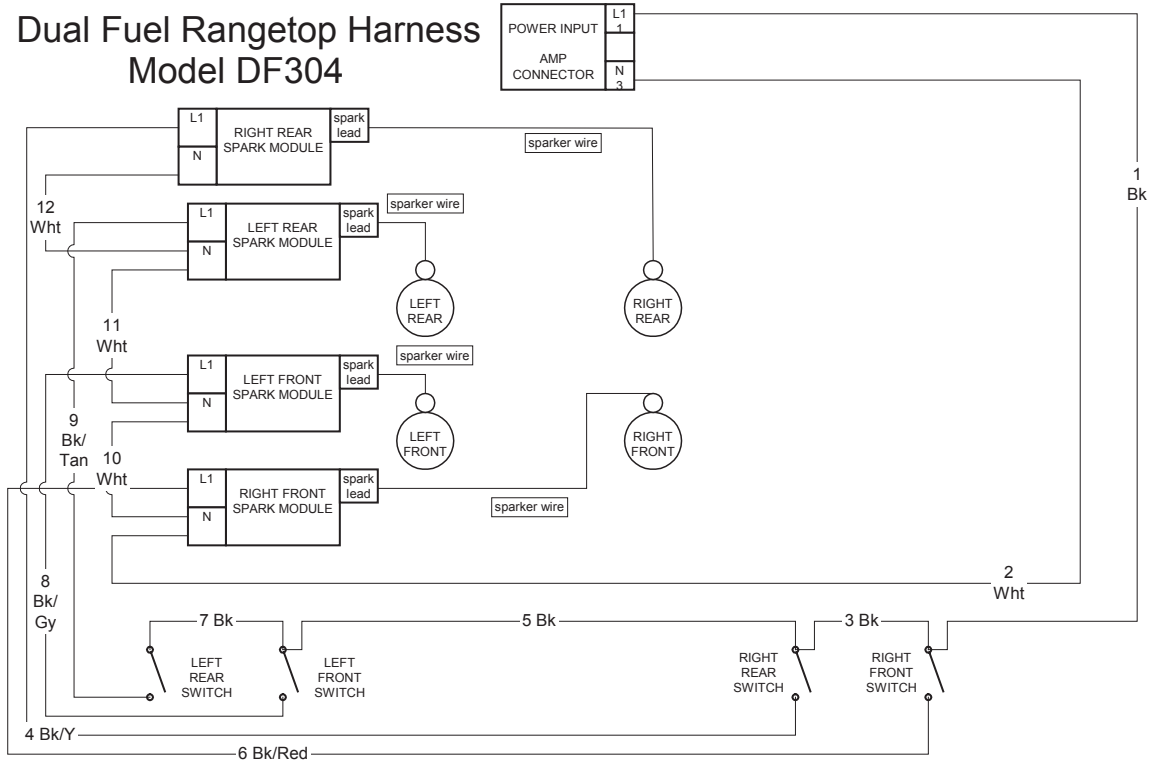


Wiring Diagram
 Models: DF 304, DF 366,
 DF 364C, DF 364G

WIRE	WIRE COLOR	INFO	WIRE	WIRE COLOR	INFO
1	Gray	Meat Probe	27	Black/Yellow DST	Inner Bake
2	Gray/Black DST	Meat Probe	28	Black/Orange DST	Left Convection Element
3	Brown/Black DST	MDL switch Common	29	Black/Red DST	Broil
4	Brown	MDL switch Unlocked	30	Black	L1 Relays
5	Purple	MDL switch Locked	31	White	N Splice to Cool Fan N
6	Tan	RTD	32	White	Splice to Transformer N
7	Black	Relay Board to Oven Control (22 wires)	33	White	Splice to MDL N
8	Tan/Black DST	RTD	34	Red	Transformer to Light Fuse
9	Yellow	Door Switch	35	Blue	Transformer to Light
10	Yellow/Black DST	Door Switch	36	Red	Light to Light
11	Black/White DST	High Fan	37	Blue	Light to Light 2
12	Black	Relay Board Jumper	38	White	Cool Fan Neutral
13	L1 Blue	Low Fan	39	Red	Range Top L2
14	Black/White HA	Transformer	40	Red	L2 Jumper
15	Gray/Black HA	MDL L1	41	White	Range Top N
16	Purple/Black DST	MDL Switch Common	42	Red	TCO to Splice L2
17	Orange	Left Convection Fan	43	Red	Splice to Splice L2
18	Blue	Right Convection Fan	44	Red	Splice to Saber 2 L2
19	Black	N1 Logic	45	Red	Splice to Saber 4 L2
20	White	N1 Logic	46	Red	Splice to RCE L2
21	Red	L2	47	Red	Splice to Bake Stone L2
22	Red	DLB to Bi-metal cutoff	48	White	Left Convection Fan N
23	Black	L1 Board Jumper	49	White	Right Convection Fan N
24	Black/Purple DST	Bake Stone	50	Green	Ground
25	Black/Blue DST	Right Convection Element	51	Red	Broil L2
26	Black/Green DST	Outer Bake			

NOTE: DST Indicates a color to double stripe the wire

Dual Fuel Rangetop Harness
Model DF304



Dual Fuel Rangetop Harness
Model DF364G

